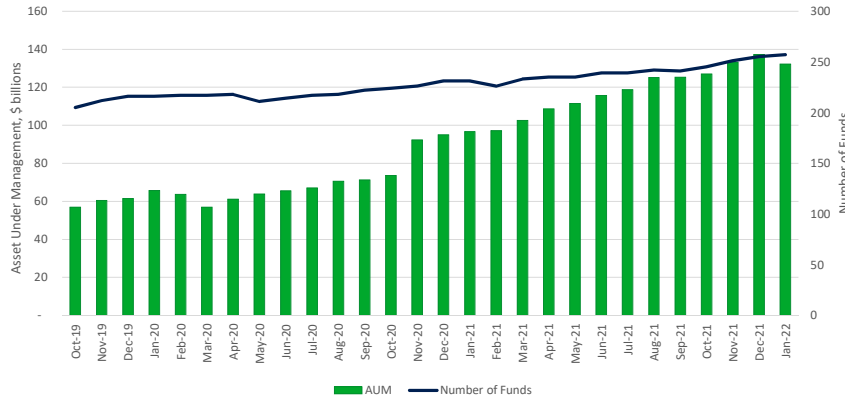




**Asset Under Management & Number of Funds Quoted**



**Market Summary**

**Cboe Australia Market Share**  
33%

**Asset Under Management**  
\$132,239,515,367  
(-3.7% since Dec-2021)

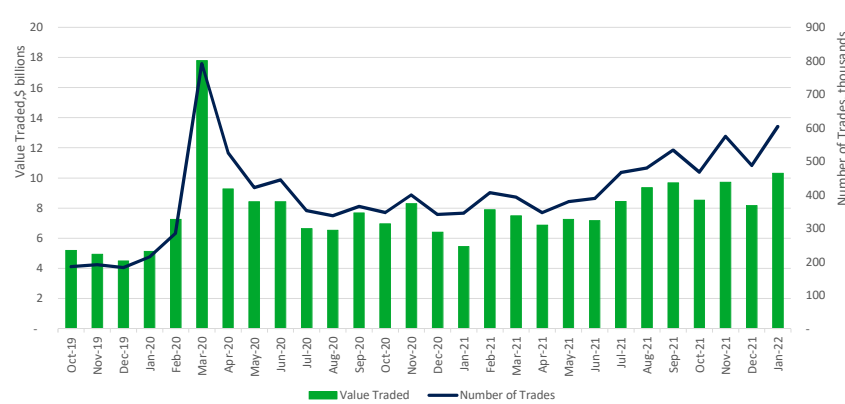
**Number of Funds**  
257  
(+0.8% since Dec-2021)

**Avg. # of Transactions / Day**  
30,170  
(+30.1% since Dec-2021)

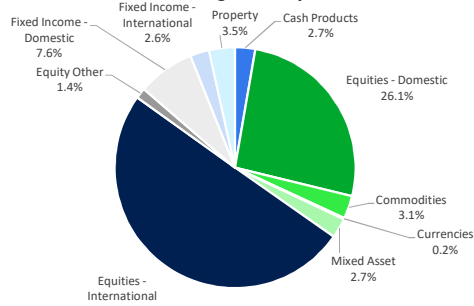
**Avg. Daily Value**  
\$515,920,635  
(+32.6% since Dec-2021)

**Trading Days**  
20

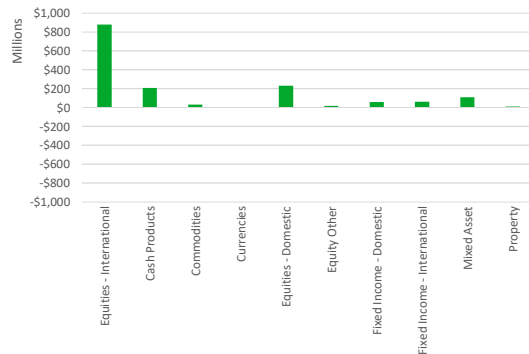
**Value Traded & Number of Trades**



**Asset Under Management by Asset Class**



**Monthly Funds Flow by Asset Class**



Asset Classes	# of Funds	AUM	Avg. Daily Transactions	Avg. Daily Value
Cash Products	3	\$3,419,947,566	163	\$31,446,767
Commodities	8	\$3,895,525,857	745	\$13,266,576
Currencies	5	\$197,079,586	52	\$1,246,571
Equities - Domestic	55	\$32,882,965,214	8,890	\$200,789,187
Equities - International	126	\$68,953,108,177	16,118	\$190,422,356
Equity Other	3	\$1,752,839,281	172	\$2,908,982
Fixed Income - Domestic	25	\$10,174,527,951	1,005	\$37,790,714
Fixed Income - International	16	\$3,242,889,923	412	\$14,077,410
Mixed Asset	10	\$3,341,757,451	1,430	\$12,549,668
Property	6	\$4,378,874,362	1,108	\$10,904,903

## Issuer Summary

Issuer	# of Funds	AUM	AUM Change	Funds Flow	Value Traded	Trades
AllianceBernstein	1	\$1,535,049,031	-\$79,536,279	\$8,934,149	\$169,183	4
Antipodes / Pinnacle	1	\$481,527,419	-\$64,403,393	-\$68,104,619	\$39,709,553	729
Talaria / Australian Unity Funds Management Ltd	2	\$586,369,364	\$23,237,518	\$9,666,338	\$666,197	18
BetaShares	62	\$21,838,854,926	-\$339,278,787	\$694,486,324	\$3,622,935,466	201,323
Coolabah	1	\$474,436,977	-\$10,313,552	\$1,772,546	\$242,873	6
Daintree / Perennial	1	\$13,476,633	\$0	\$1,083,403	\$926,233	27
Einvest	4	\$87,217,506	-\$3,567,224	\$1,181,100	\$3,233,302	709
Elstree	1	\$18,294,919	\$411,102	\$515,078	\$874,884	14
ETFS	19	\$4,627,596,719	-\$51,550,072	\$56,097,964	\$389,683,714	34,415
Fidante	2	\$910,929,043	-\$2,894,033	\$4,158,847	\$20,447,831	1,676
Fidelity	2	\$342,277,920	\$808,256	\$2,361,923	\$10,054,848	621
Hyperion / Pinnacle	1	\$2,099,113,249	-\$236,278,250	\$48,649,688	\$39,681,809	2,382
Investors Mutual Limited	1	\$16,942,234	-\$603,052	\$831,879	\$1,175,380	54
InvestSmart	3	\$231,879,946	-\$14,267,908	-\$90,409	\$7,012,525	514
iShares	36	\$24,557,377,146	-\$971,506,481	-\$74,234,579	\$2,361,840,127	106,193
Janus Henderson	2	\$102,140,295	\$2,120,623	\$2,505,970	\$3,612,740	111
K2	2	\$24,530,059	-\$3,242,308	-\$212,974	\$565,291	65
Legg Mason	4	\$384,585,538	-\$6,341,145	\$2,319,770	\$15,869,212	987
Loftus Peak	2	\$221,636,214	-\$23,860,220	\$1,658,862	\$4,124,882	246
Magellan	10	\$16,007,929,508	-\$1,052,350,332	\$84,974,893	\$100,213,267	5,851
Monash	1	\$29,023,363	-\$3,208,965	\$14,268	\$1,444,563	176
Montaka	1	\$40,059,247	-\$4,541,478	\$1,047,871	\$191,639	53
Montgomery	1	\$78,246,863	-\$5,952,205	\$573,223	\$1,081,208	129
MorningStar	1	\$139,731,459	\$139,731,459	\$139,731,459	\$3,500,101	385
Munro	2	\$184,845,896	-\$14,432,842	\$5,600,902	\$8,909,632	410
Cosmos / One Managed Investment Funds Ltd	1	\$1,870,000	-\$885,900	\$123,750	\$412,280	78
Perpetual	2	\$3,168,901	-\$101,285	\$65,156	\$138,698	23
Platinum	2	\$509,905,982	\$23,992,150	\$85,975	\$12,337,217	714
Russell Investments	5	\$935,498,230	-\$35,735,898	\$636,089	\$40,244,901	1,856
Schroder	2	\$126,623,513	-\$1,252,214	\$737,190	\$6,984,373	178
SelfWealth	1	\$4,149,337	-\$186,532	\$69,430	\$209,127	33
StateStreet	17	\$8,068,832,294	-\$387,318,798	\$68,414,503	\$741,437,242	27,062
Switzer	3	\$412,829,239	-\$174,020,958	-\$118,670,045	\$10,310,359	647
The Perth Mint	1	\$632,910,270	\$22,643,170	\$13,153,370	\$38,123,493	1,704
VanEck	30	\$9,501,665,619	-\$515,137,903	\$110,700,490	\$439,395,297	32,671
Vanguard	30	\$37,007,990,507	-\$1,262,959,435	\$613,060,858	\$2,390,653,250	181,345

## New Funds Issued

Fund Name	Code	AUM	Inflow / Outflow	Listing Date	Listing Venue
Fat Prophets Global High Conviction Hedge Fund	FATP	\$2,026,355	\$2,026,355	21-Jan-2022	ASX
Munro Climate Change Leaders Fund (Managed Fund)	MCCL	\$1,011,826	\$1,011,826	20-Jan-2022	ASX
BetaShares Future of Payments ETF	IPAY	\$4,536,000	\$0	15-Dec-2021	ASX
BetaShares Electric Vehicles and Future Mobility ETF	DRIV	\$8,216,000	\$3,081,000	15-Dec-2021	ASX
Perpetual Global Innovation Share Fund (Managed Fund)	IDEA	\$1,275,956	\$101,540	13-Dec-2021	ASX
Fidelity Global Demographics Fund (Managed Fund)	FDEM	\$114,014,337	-\$387,631	13-Dec-2021	ASX
Perpetual Ethical SRI Fund (Managed Fund)	GIVE	\$1,892,945	-\$36,384	29-Nov-2021	ASX
VanEck Global Listed Private Equity ETF	GPEQ	\$10,782,000	\$0	25-Nov-2021	ASX
Talaria Global Equity Fund (Managed Fund)	TLRA	\$527,719,460	-\$8,987,636	11-Nov-2021	CXA
Talaria Global Equity Fund - Currency Hedged (Managed Fund)	TLRH	\$58,649,904	\$678,702	11-Nov-2021	CXA
BetaShares Crypto Innovators ETF	CRYP	\$98,102,000	\$10,840,000	04-Nov-2021	ASX
Daintree Hybrid Opportunities Fund (Managed Fund)	DHOF	\$13,476,633	\$1,083,403	03-Nov-2021	ASX
Cosmos Global Digital Miners Access ETF	DIGA	\$1,870,000	\$123,750	28-Oct-2021	CXA
ETFS Fintech & Blockchain ETF	FTEC	\$9,130,000	\$0	14-Oct-2021	CXA
ETFS Hydrogen ETF	HGEN	\$68,056,100	\$833,000	07-Oct-2021	ASX
Loomis Sayles Global Equity Fund (Quoted Managed Fund)	LSGE	\$16,942,234	\$831,879	01-Oct-2021	ASX
Janus Henderson Global Sustainable Active ETF (Managed Fund)	FUTR	\$1,131,111	-\$675,889	22-Sep-2021	ASX
Magellan High Conviction Trust	MHHT	\$773,176,105	-\$6,497,232	31-Aug-2021	ASX
ETFs Semiconductor ETF	SEMI	\$85,848,000	\$2,044,000	31-Aug-2021	ASX
VanEck Benthams GI Cap Se Active ETF (Managed Fund)	GCAP	\$25,586,352	\$3,936,866	05-Aug-2021	ASX

## Contact

Address

**CBOE AUSTRALIA PTY LTD**  
Level 23, Governor Phillip Tower  
1 Farrer Place, Sydney  
NSW 2000 Australia

Phone

Phone: +61 2 8078 1700

Online

Email: [au.info@cboe.com](mailto:au.info@cboe.com)  
Website: [www.cboe.com.au](http://www.cboe.com.au)

## About Cboe Australia

Cboe Australia is the securities and derivatives exchange transforming the Australian investment market through a focus on customers and innovation. Cboe Australia delivers easy, cost-effective access to local and global investment opportunities.

Copyright 2022, Cboe Australia Pty Ltd ("Cboe Australia") ACN 129 584 667. All rights reserved. Cboe is a registered trademark. Cboe Australia holds an Australian Market Licence and operates a financial market in Australia. While Cboe Australia has taken care preparing this document, to the extent permitted by law Cboe Australia makes no representations or warranties and excludes all liability (including for negligence) in connection with the same. This document is provided for informational purposes only. Under no circumstances is it to be used as a basis for, or considered as an offer to engage in any activity or purchase or sell any security, or as a solicitation or recommendation for the purchase, sale, or offer to purchase or sell any security.







Ticker	Fund's Name	MER (% p.a)	AUM (\$m)	AUM (\$m) Change	Funds Inflow / Outflow (\$m)	Value Traded (\$)	Transacted Volume	Number of Trades	Monthly Liquidity %	% Spread *	Bid Depth (A\$'000s) **	Ask Depth (A\$'000s) **	Last	Year High	Year Low	1 Month Total Return	1 Year Total Return	3 Year Total Return (ann.)	5 Year Total Return (ann.)
<b>Commodities</b>																			
ETPMAG	ETFS Physical Silver	0.49%	225.71	-0.83	0.00	\$13,670,850	447,350	1,231	6.06%				29.83	40.99	28.05	-0.37%	-15.85%	12.30%	6.52%
ETPMPD	ETFS Physical Palladium	0.49%	8.38	-0.38	-2.53	\$1,277,501	4,873	104	15.24%				316.32	366.00	210.00	24.50%	14.34%	20.57%	25.95%
ETPMPM	ETFS Precious Metals Basket	0.44%	34.00	3.47	1.05	\$2,145,090	10,843	160	6.31%				209.21	219.50	183.17	7.95%	2.88%	13.55%	12.01%
ETPMPT	ETFS Physical Platinum	0.49%	15.88	1.24	0.00	\$1,284,050	9,708	232	8.09%				135.99	162.30	119.01	8.46%	-0.21%	8.21%	1.53%
GOLD	ETFS Physical Gold	0.40%	2454.35	76.97	38.00	\$136,449,306	576,745	7,188	5.56%	0.04%	\$202.03	\$237.18	237.53	240.70	204.56	1.64%	4.38%	11.54%	9.53%
OOO	BetaShares Crude Oil Index ETF-Currency Hedged (Synthetic)	1.29%	222.46	14.62	-18.41	\$56,897,980	8,348,492	3,254	25.58%	0.18%	\$778.24	\$817.30	7.22	7.24	5.00	15.89%	65.15%	14.80%	-8.97%
PMGOLD	Perth Mint Gold	0.15%	632.91	22.64	13.15	\$38,123,493	1,497,552	1,704	6.02%				25.47	25.85	21.96	1.56%	4.60%	12.00%	9.99%
IOAU	BetaShares Gold Bullion ETF (AUS Hedged)	0.59%	301.83	-4.90	0.98	\$15,483,256	959,720	1,034	5.13%	0.11%	\$258.77	\$617.27	15.85	18.11	15.27	-1.92%	-5.34%	8.42%	6.33%